CROWN POINT ENERGY INC.

A South American Energy Company

TSX.V : CWV

Corporate Presentation

July 2019

Why Argentina

- Underexplored and underexploited Oil & Gas resources
- Robust domestic gas prices
- Oil Prices indexed to Brent
- Extensive infrastructure to support production growth
- Government has implemented free market reforms, lifted currency controls, reintegrated with international capital markets, encouraged oil and gas development

CROWN POINT

Argentina - Overview

Argentine economic challenges:

Improve market prospects in the short-term

- ✓ decrease in the inflation rate
- ✓ slight improvement in economic activity indicators
- ✓ exchange rate stabilizing

At the same time,

- ✓ Strong support of the International Monetary Fund, (IMF)
- ✓ close to attaining fiscal balance

CROWN POINT

Financial and Assets Summary*

*Unless otherwise indicated, all historical financial and operational figures are presented **prior to** giving effect to the Company's disposition of a 16.8251% participating interest in the Rio Cullen, Las Violetas and La Angostura hydrocarbon exploitation concessions located in the Tierra del Fuego region of Argentina on April 26, 2019. For details, see the Company's material change report dated May 6, 2019.

CROWN POINT

Market Performance

- Trading Symbol: **CWV TSXV**
- Share Price*: Cdn $0,71/share
  Shares Outstanding: 72.9 million
- Quarterly Dividend US$0.01
- Market Capitalization*: Cdn$ 51,76 million
- * June 28, 2019

	2015	2016	2017	2018	1Q 2019
PP&E+E&E Assets (MMus$)	39.98	32.78	29.21	63.78	63.49
Assets (MMus$)	47.20	39.02	40.86	85.13	83.39
Bank Debt (MMus$)	2.41	2.38	0.81	1.70	-
Shareholders' Equity (MMus$)	38.17	28.55	30.75	48.31	51.31
Oil & Gas Sales (MMus$)	15.14	14.02	12.99	48.67	12.01
EBITDA (MMus$)	-6.91	0.44	2.26	23.27	6.28
Capex (MMus$)	10.61	2.81	2.84	9.75	1.94
Working Capital (MMus$)	0.64	0.19	0.69	-1.56	2.77

After an impressive turnaround, Crown Point believes that share price is still underperforming

CROWN POINT

Company Snapshot

✓ *Portfolio of assets with production, development and exploration upside*:

- Strong growth since San Martin oil discovery
- Upside gas potential on Tierra del Fuego concessions
- Exploration asset provides additional upside

✓ *Solid financial indicators:*

- Strong cash generation
- Tight control of G&A expenses
- No bank debt

Sales Volumes and Revenues	2015	2016	2017	2018	1Q 2019
Oil bbls per day	205	229	202	1,579	1,612
NGL bbls per day	18	26	22	16	18
Natural Gas mcf per day	7,373	6,888	6,028	8,449	11,036
Total BOE per day	**1,452**	**1,403**	**1,228**	**3,002**	**3,470**
Revenue per BOE (us$)	28.57	27.29	28.97	44.41	38.46
Royalties per BOE (us$)	-4.96	-5.00	-5.37	-7.37	-5.65
Export tax per BOE (us$)	-	-	-	-1.71	-2.68
Operating Costs per BOE (us$)	-11.28	-10.42	-11.77	-10.46	-9.37
Operating Netback (us$)	**12.33**	**11.87**	**11.83**	**24.87**	**20.76**

Well positioned and ready to acquire additional assets

CROWN POINT

Company Snapshot…Breakdown of Company Income

✓ *Strong cash generation… due to significant change in total sales share*

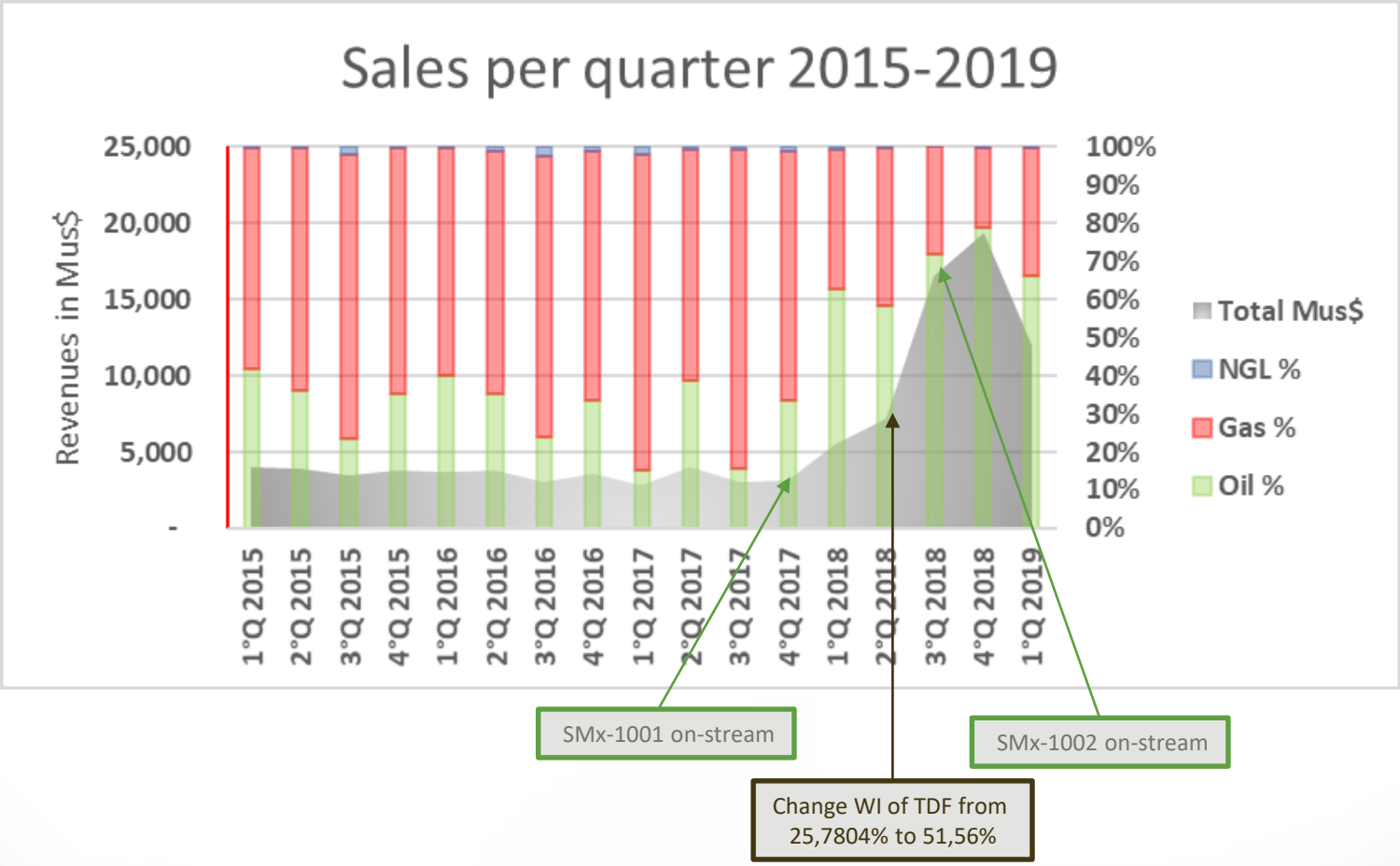

Well positioned and ready to acquire additional assets

CROWN POINT

Company Snapshot…G and A

✓ *Significant reduction in General and Administrative Expenses*

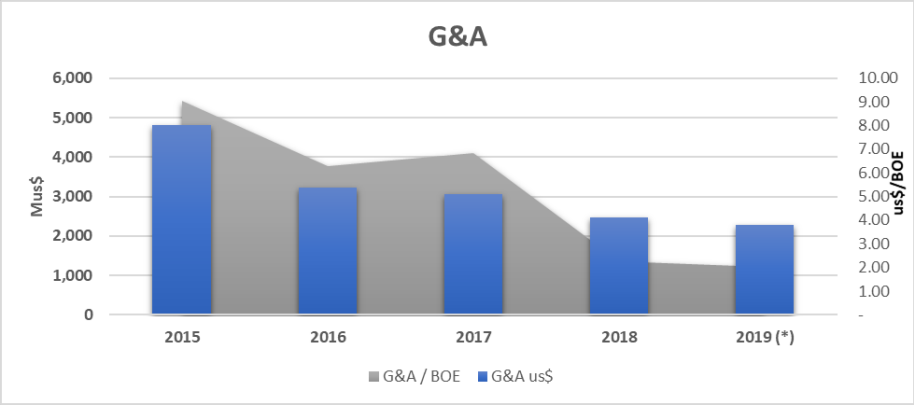

(*) Estimated

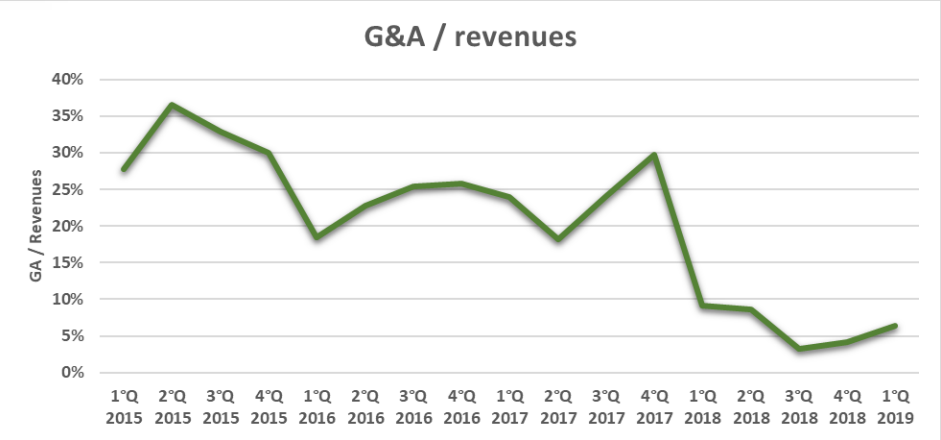

CROWN POINT

Commodity Prices and Netback

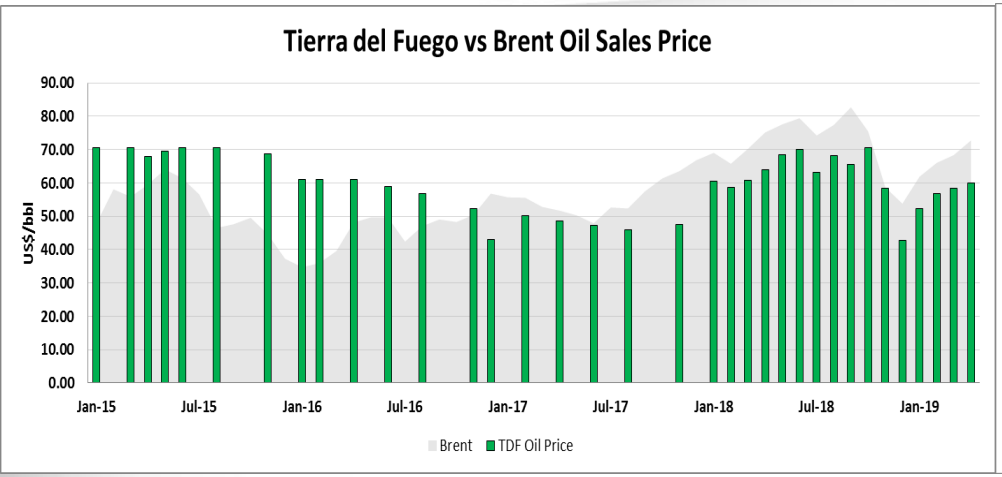

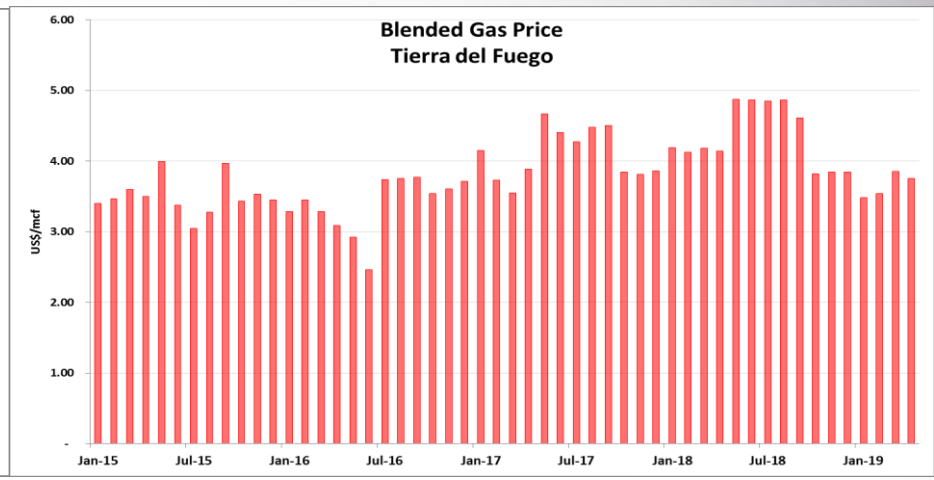

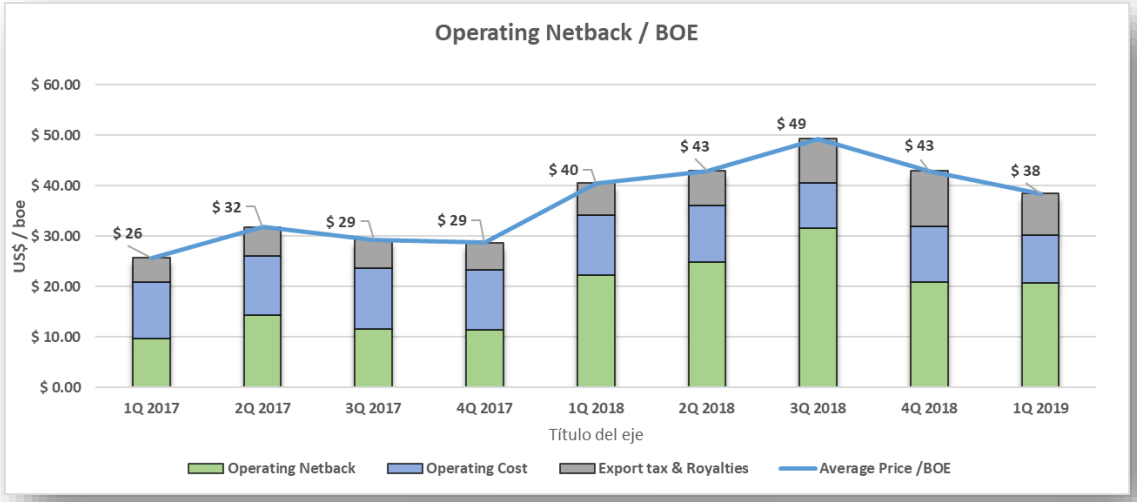

CROWN POINT

Operations Overview*

*Unless otherwise indicated, all financial and operating figures are presented **after** giving effect to the Company's disposition of a 16.8251% participating interest in the Rio Cullen, Las Violetas and La Angostura hydrocarbon exploitation concessions located in the Tierra del Fuego region of Argentina on April 26, 2019. For details, see the Company's material change report dated May 6, 2019.

CROWN POINT

Crown Point: Acreage Summary*

Block	WI	Operator	Net Acres	Province / Basin
Cerro Los Leones North	100%	CPE S.A. (*)	65,928	Mendoza / Neuquén
Cerro Los Leones South			35,280	
Río Cullen	34.73%	Roch S.A.	30,235	Tierra del Fuego / Austral
Angostura			35,833	
Las Violetas			96,246	
TOTAL Net Acres			**263,522**	
TOTAL Gross Acres			467,289	

(*) CPESA = Crown Point Energía S.A.

Concessions
Oil pools
Gas pools
Gas Plant
Oil storage and shipping
Main gas pipeline

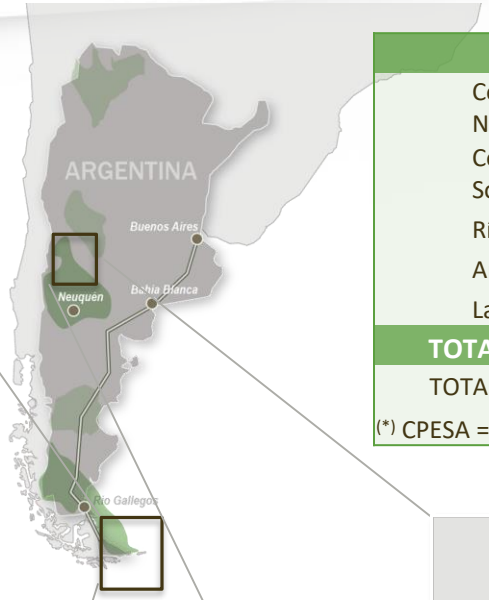

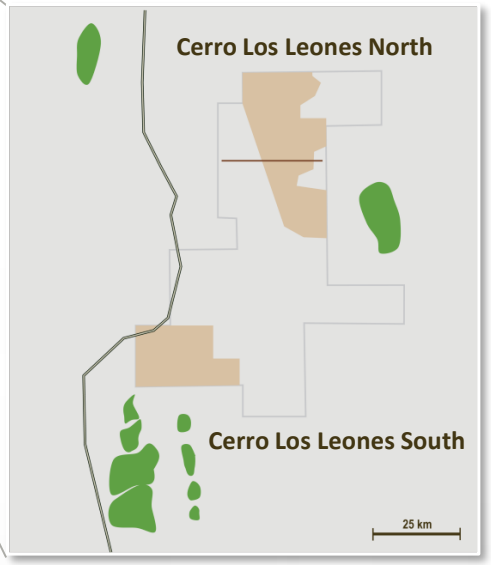

Concession
Main pipeline
Oil pools

*Unless otherwise indicated, all operating figures are presented **after** giving effect to the Company's disposition of a 16.8251% participating interest in the Rio Cullen, Las Violetas and La Angostura hydrocarbon exploitation concessions located in the Tierra del Fuego region of Argentina on April 26, 2019. For details, see the Company's material change report dated May 6, 2019.

CROWN POINT

Consolidated Oil and Gas Reserves*

Gross Reserves @ 34.73%	Oil	Natural Gas	Natural Gas Liquid
Reserves Category (*)	**MMBBL**	**BCF**	**MMBBL**
Total Proved	2.4	11.3	0.1
Proved plus Probable	3.8	14.3	0.1

NET PRESENT VALUES OF FUTURE NET REVENUES (GROSS RESERVES)											
	Before Income Tax (Discounted at % year)					After Income Tax (Discounted at % year)					Unit value**
Reserves Category (**)	**Undisc. (MM US$)**	**Disc. 5% (MM US$)**	**Disc. 10% (MM US$)**	**Disc. 15% (MM US$)**	**Disc. 20% (MM US$)**	**Undisc. (MM US$)**	**Disc. 5% (MM US$)**	**Disc. 10% (MM US$)**	**Disc. 15% (MM US$)**	**Disc. 20% (MM US$)**	**BIT disc. 10% (us$/boe)**
Total Proved	100.2	87.7	77.8	69.8	63.4	62.3	54.2	47.8	42.7	38.5	20.9
Proved plus Probable	156.7	134.4	117.0	103.3	92.2	98.9	84.1	72.6	63.5	56.3	22.1

*This information is from a mechanical update report prepared by Crown Point's independent qualified reserves auditor, Gaffney Cline & Associates Inc., dated May 6, 2019 for the consolidated oil and natural gas reserves attributable to all of the properties of the corporations as of December 31, 2018. See material change report dated May 6, 2019

** The unit values are based on net reserves volumes

*Unless otherwise indicated, all operating figures are presented **after** giving effect to the Company's disposition of a 16.8251% participating interest in the Rio Cullen, Las Violetas and La Angostura hydrocarbon exploitation concessions located in the Tierra del Fuego region of Argentina on April 26, 2019. For details, see the Company's material change report dated May 6, 2019.

CROWN POINT

Operational Summary*

- **Austral Basin (Tierra del Fuego)** 34.73% working interest
  - Core producing asset (Q1 2019 average net production – 3,470 boepd);
  - 162,314 net acres (656.9 km2)
  - San Martin major oil discovery (2017) – two appraisal wells drilled end Q2 – early Q3 2018
  - Concession extension approved (valid through 2026)
- **Neuquén Basin (Cerro de Los Leones)** 100% working interest
  - Exploration Permit – 101,208 net acres (409.6 km2)
  - Recorded 214 km2 of 3D seismic Q3 2018
  - Two exploration wells slated for Q3 2019

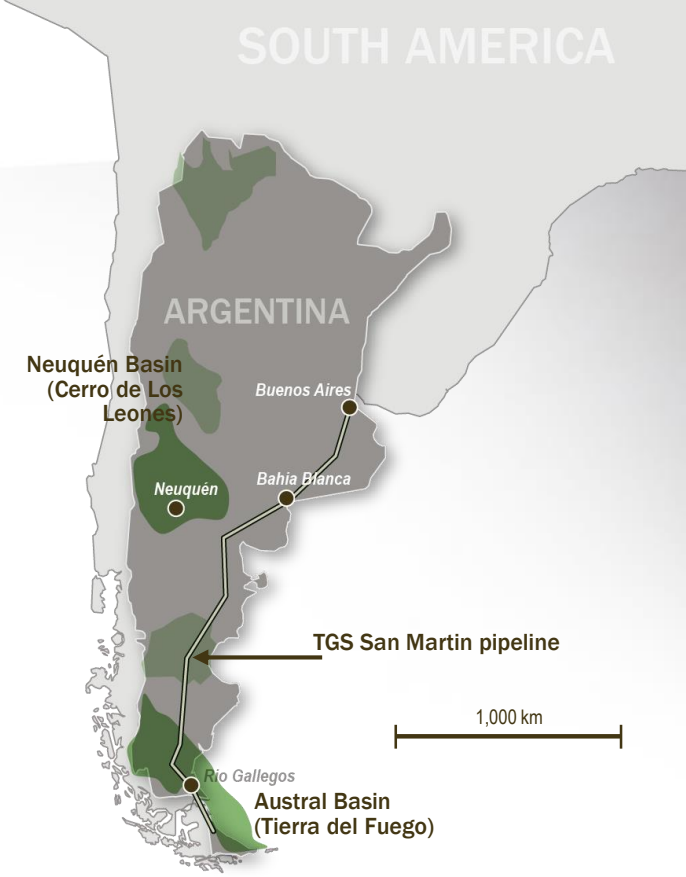

Good access to infrastructure

*Unless otherwise indicated, all operating figures are presented **after** giving effect to the Company's disposition of a 16.8251% participating interest in the Rio Cullen, Las Violetas and La Angostura hydrocarbon exploitation concessions located in the Tierra del Fuego region of Argentina on April 26, 2019. For details, see the Company's material change report dated May 6, 2019.

CROWN POINT

Tierra del Fuego - Overview

- **Rio Cullen, Angostura, Las Violetas Concessions**
  - Drilling depths: 1,700 - 2,300 m
  - US $3.5–4M (gross) per well (drill, case, complete, and tie-in)
  - Extensive 3D coverage: +1100 km^2
  - San Martin – 2017 oil discovery, 3 producing wells. Average gross production Q1 2019 4,290 bopd plus 1.5 mmcfgd
  - Las Violetas – Average gross production Q1 2019 20 mmcfgd, 490 bopd

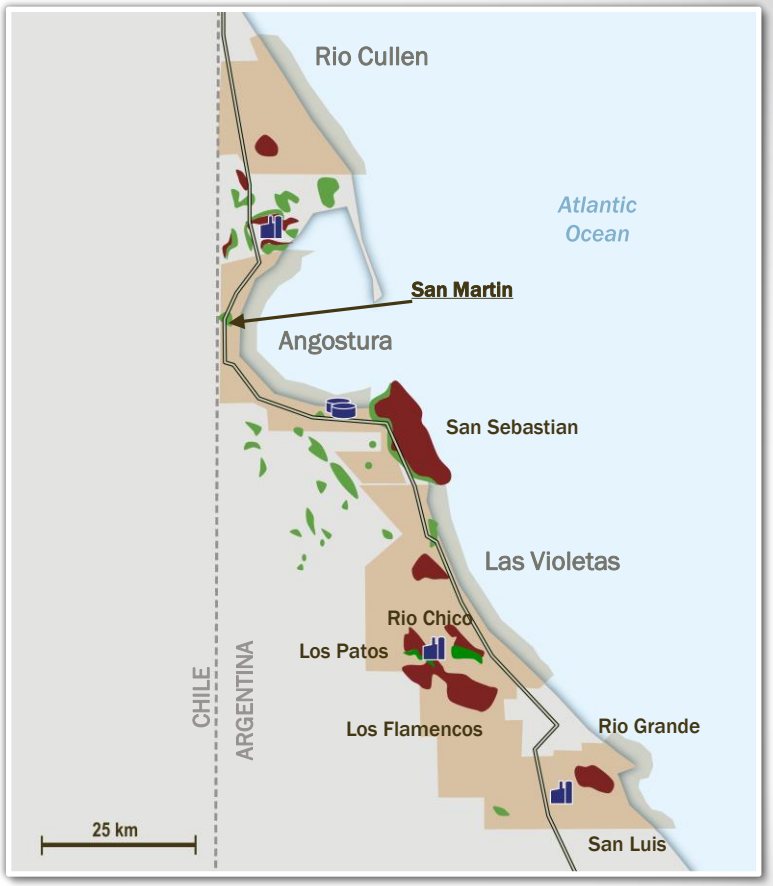

CROWN POINT

Tierra del Fuego – Production Adds 2017-18

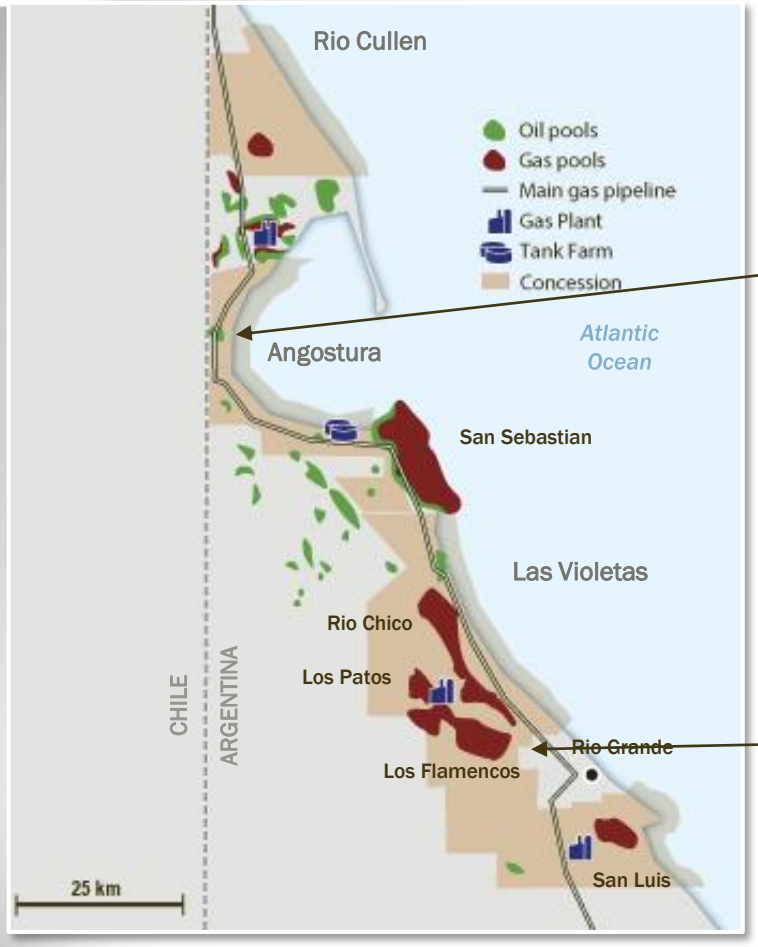

San Martin

Major Tobífera Oil Discovery

3 Producing Wells

Average Gross Production Q1 2019

4,290 bopd

1.5 mmcfgd

Los Flamencos

Tobífera Gas Discovery

1 Producing Well

Average Gross Production Q1 2019

3.8 mmcfgd

25 bopd

CROWN POINT

Tierra del Fuego – Angostura Concession
San Martin Oil Discovery

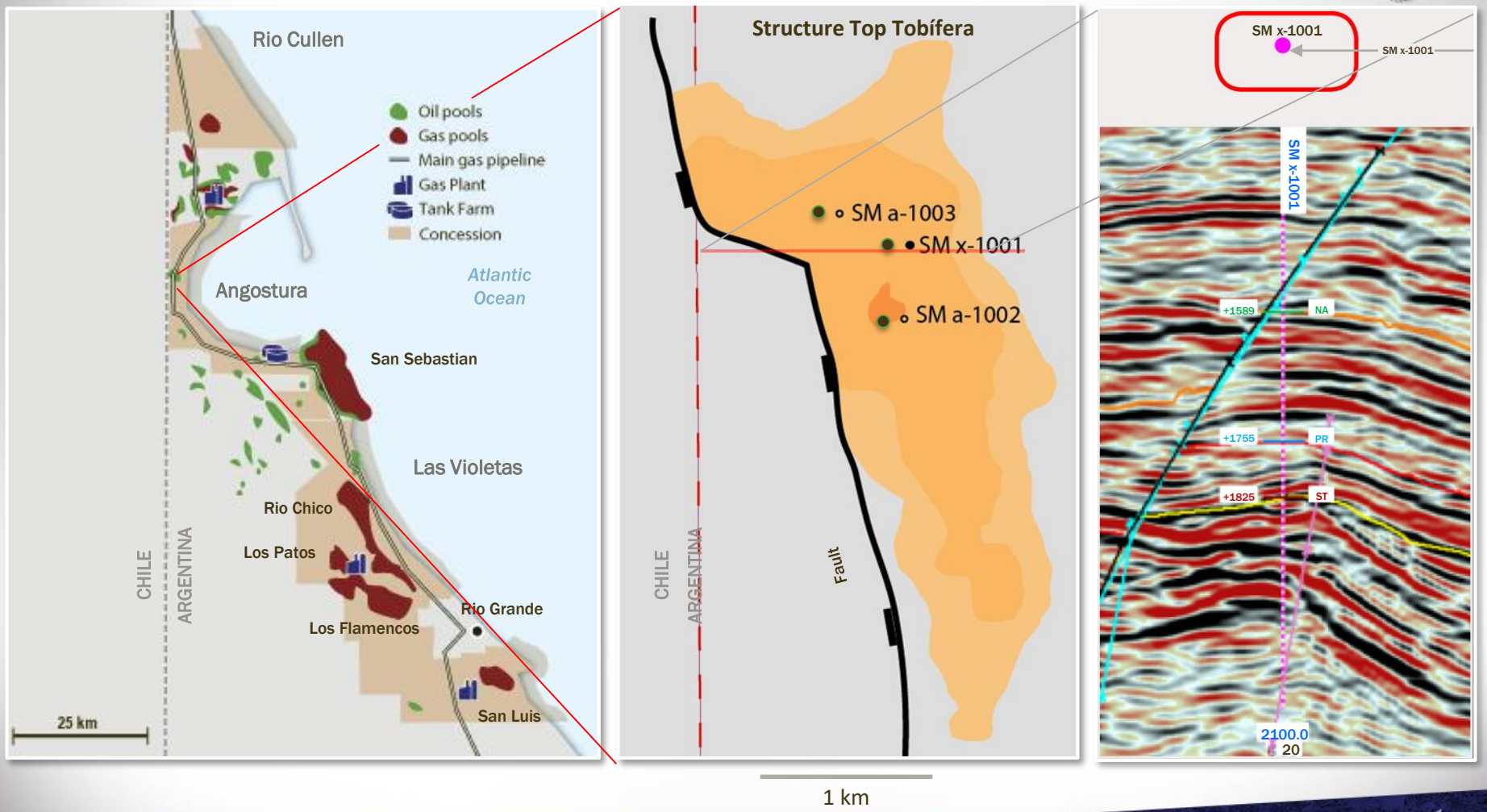

CROWN POINT

Tierra del Fuego – Las Violetas Concession

- **Puesto Quince**
  - Prospective area approximately 50 km^2
  - Analogous to Los Flamencos and Los Patos pools
- **Los Flamencos**
  - Potential Tobífera upside underlying established Springhill gas pools.
  - Extend the development of Los Flamencos field to the southeast.
  - Extensive Springhill Sandstone tight gas reservoir trend identified
- **Los Patos**
  - Western limit of pool not defined – regional mapping indicates Springhill reservoir extends further to the west
- **San Luis**
  - Springhill reservoir extension to northeast supported by regional mapping

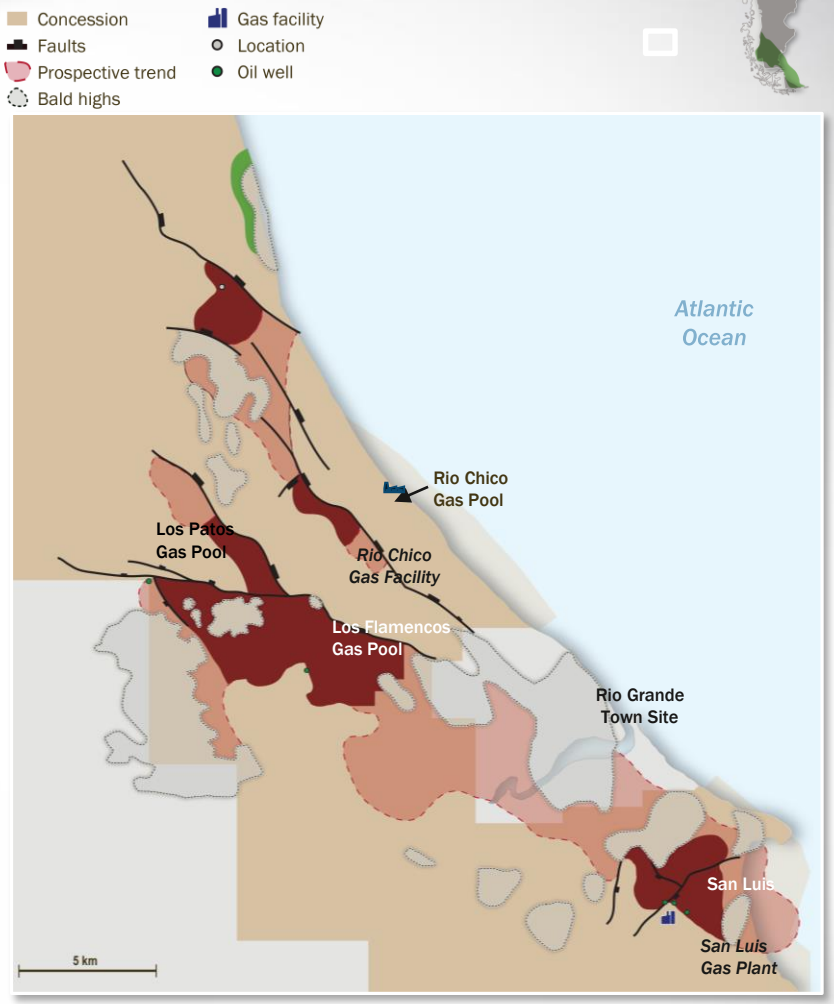

CROWN POINT

Tierra del Fuego – Las Violetas Concession

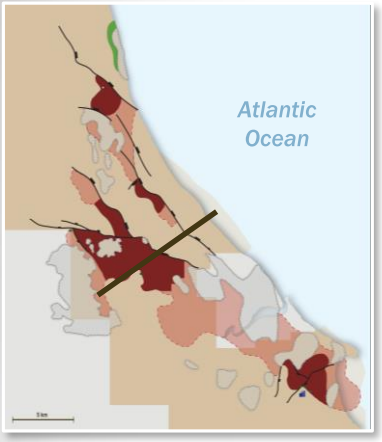

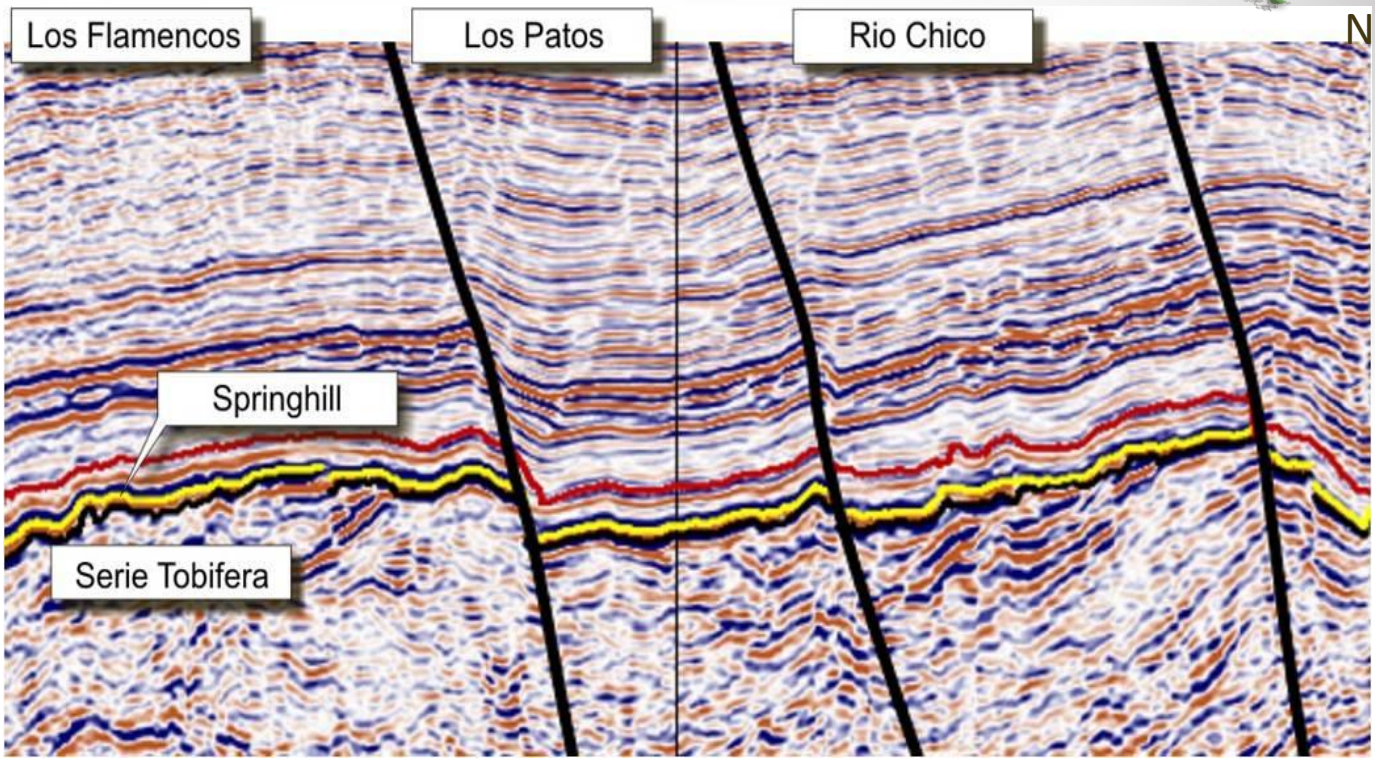

Cerro de Los Leones

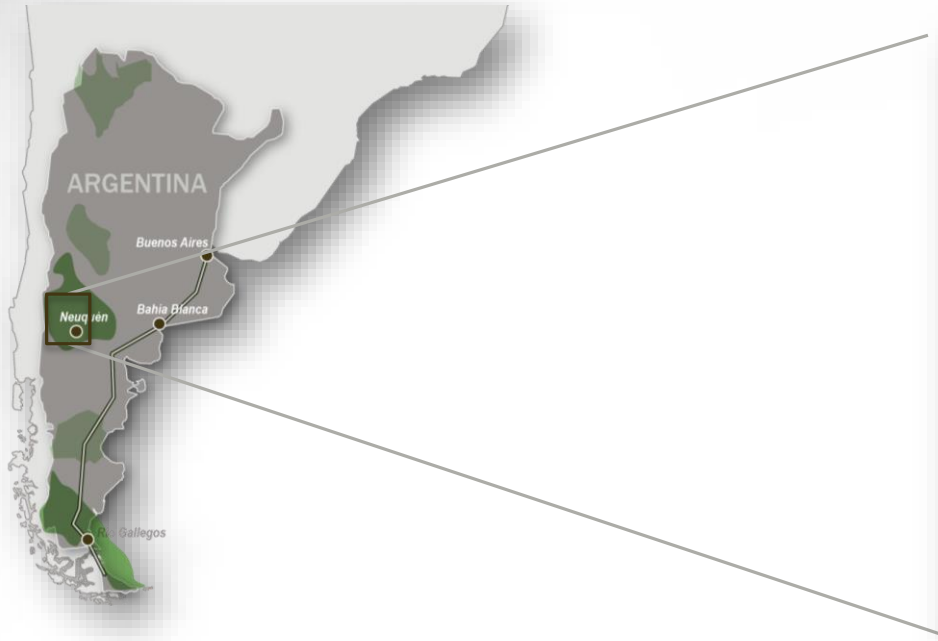

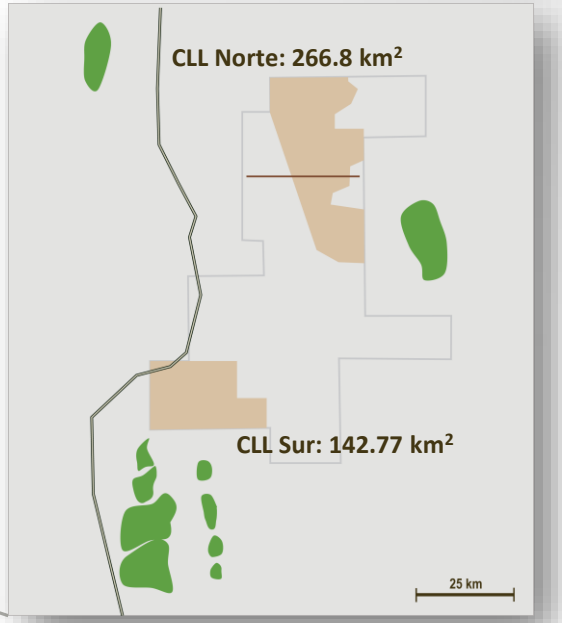

- High impact exploration license
- Proven oil productive region with good infrastructure

CROWN POINT

Cerro de Los Leones – Exploration Targets

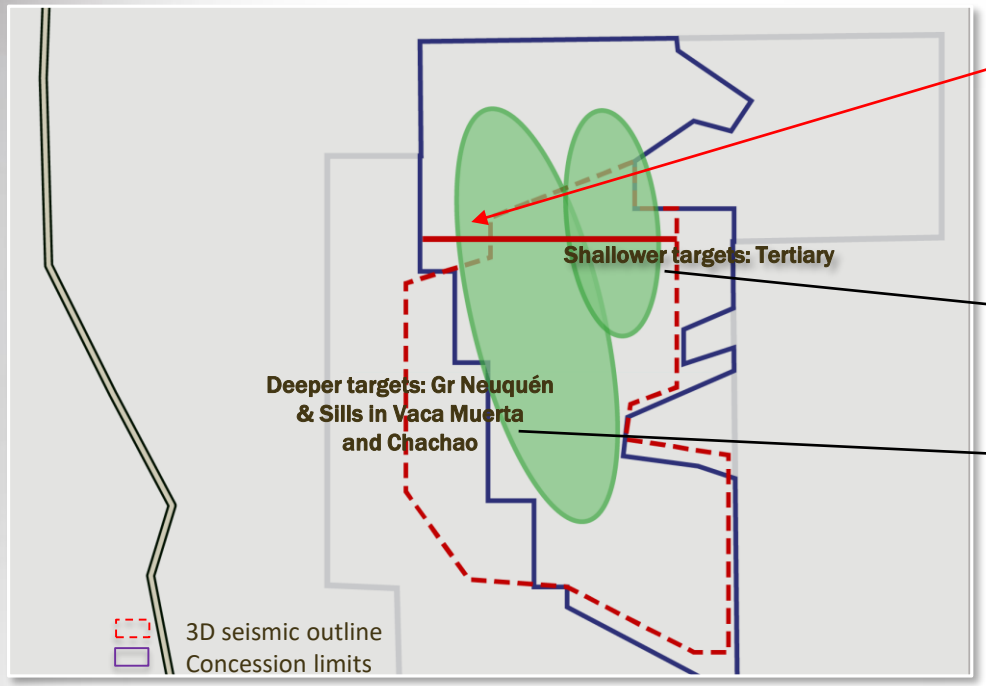



- Drill two exploratory wells Q3 2019
- Targets
  - Tertiary and Upper Cretaceous sandstones (TD: 1,500 m)
- Budgeted cost $3.7 million (100% WI) for both wells

CROWN POINT

Board of Directors

Gordon Kettleson – Non-Executive Chairman

- Founding Director and previous CEO of Crown Point

Keith Turnbull CA

- Former member of KPMG's executive management committee and former Office Managing Partner for KPMG Calgary

Pablo Bernardo Peralta

- 30+ years of experience in financial services and activities
- Director and Vice-President of Banco de Servicios and Transacciones, SA.
- President and founding partner of Liminar Energía S.A.

Gabriel Dario Obrador

- Co-founder of Petrolera Piedra del Aguila S.A.
- Former Senior Manager at YPF

Brian J Moss, President & CEO

CROWN POINT

Management

Brian J. Moss Ph.D.

President & CEO

- 30+ years petroleum industry experience in both public and private companies
- Former Executive Vice President, Latin America – Antrim Energy
- Former Vice President, International – Rio Alto

Marisa Tormakh

Vice President Finance & CFO

- 30 + years experience in the Argentine financial and capital markets
- Previously Director of Capital Markets at Banco de Servicios y Transacciones S.A. in Argentina

CROWN POINT

Advisories

- *Forward-Looking Statements* – This document contains forward-looking information. This information relates to future events and Crown Point Energy Inc.'s ("**Crown Point**", "**our**" or "**we**") future performance. All information and statements contained herein that are not clearly historical in nature constitute forward-looking information, and the words "may", "will", "should", "could", "expect", "plan", "intend", "anticipate", "believe", "estimate", "propose", "predict", "potential", "continue", "aim", "budget" or the negative of these terms or other comparable terminology are generally intended to identify forward-looking information. Such information represents our internal projections, estimates, expectations, beliefs, plans, objectives, assumptions, intentions or statements about future events or performance. This information involves known or unknown risks, uncertainties and other factors that may cause actual results or events to differ materially from those anticipated in such forward-looking information. In addition, this document may contain forward-looking information attributed to third party industry sources. Crown Point believes that the expectations reflected in this forward-looking information are reasonable; however, undue reliance should not be placed on this forward-looking information, as there can be no assurance that the plans, intentions or expectations upon which they are based will occur.
- This document contains forward-looking statements under applicable securities laws, including, but not limited to, the following: our belief that Crown Point has a portfolio of assets with production, development and exploration upside; our belief that the Tierra del Fuego concessions have upside gas potential; our belief that our exploration asset provides additional upside; Crown Point's position and readiness to acquire additional assets; our 2019 general and administrative expenses; expected free cash flow from 2019 to 2026 and net reserves over the same time period; timing for two exploration wells in the Neuquén Basin, the targeted strata and budgeted cost for both exploration wells; details of the Las Violetas concession including the size of the prospective area, the identity of analogous pools, areas with oil and gas upside and additional development plans; and other statements herein with respect to intended operational, business and other expected activities are deemed to be forward-looking information, as it involves the implied assessment, based on certain estimates and assumptions, that the resources and reserves described can be economically produced in the future.
- With respect to forward-looking information contained in this document, Crown Point has made assumptions regarding, among other things: prevailing commodity prices and exchange rates (including those prevailing in Argentina); future oil, natural gas and NGL prices; applicable royalty rates and tax laws; future well production rates and resource and reserve volumes; the timing of receipt of regulatory approvals; the performance of existing wells; the success obtained in drilling new wells (including exploration wells); the ability of the operator of the projects which Crown Point has an interest in to operate the field in a safe, efficient and effective manner; the sufficiency of budgeted capital expenditures in carrying out planned activities; assumptions of costs associated with drilling and development plans; consistency of laws and regulation relating to the oil and gas industry; expectation that current pricing and incentive programs will continue to be in force as expected; the impact of increasing competition, the costs and availability of labour and services; the general stability of the economic and political environment in which Crown Point operates; and the ability of Crown Point to obtain financing on acceptable terms when and if needed; the ability to replace and expand oil and natural gas reserves through acquisition, development and exploration activities; and the ability of Crown Point to successfully market its oil and natural gas products.
- Since forward-looking information addresses future events and conditions, by its very nature it involves inherent risks and uncertainties. Actual results could differ materially from those currently anticipated due to a number of factors and risks. These risks include, without limitation: risks associated with oil and gas exploration, development, exploitation, production, marketing and transportation, risks that current exploration targets will result in unsuccessful wells despite initial expectations being positive, risks that although exploration drilling may result in successful wells, any production from such wells is uneconomic, loss of markets, volatility of commodity prices, environmental risks, inability to obtain drilling rigs or other services, capital expenditure costs, including drilling, completion and facility costs, unexpected decline rates in wells, wells not performing as expected, delays resulting from labour unrest, delays resulting from Crown Point's inability to obtain required regulatory approvals and ability to access sufficient capital from internal and external sources, expropriation risks and risks that Crown Point's tenure to its lands may be revoked, or not renewed, the impact of general economic conditions in Canada, Argentina, the United States and overseas, industry conditions, changes in laws and regulations (including the adoption of new environmental laws and regulations) and changes in how they are interpreted and enforced, increased competition, the lack of availability of qualified personnel or management, fluctuations in foreign exchange or interest rates, and stock market volatility and market valuations of companies with respect to announced transactions and the final valuations thereof. Readers are cautioned that the foregoing list of factors is not exhaustive.

CROWN POINT

Advisories

- The forward-looking statements contained in this document are made as at the date of this document and Crown Point does not undertake any obligation to update publicly or to revise any of the included forward-looking statements, whether as a result of new information, future events or otherwise, except as may be required by applicable securities laws.
- Management of Crown Point has included the above summary of assumptions and risks related to forward-looking information included in this document in order to provide investors with a more complete perspective on Crown Point's future operations. Readers are cautioned that this information may not be appropriate for other purposes. Crown Point's actual results, performance or achievement could differ materially from those expressed in, or implied by, these forward-looking statements and, accordingly, no assurance can be given that any of the events anticipated by the forward-looking statements will transpire or occur, or if any of them do so, what benefits that Crown Point will derive therefrom. Additional information on these and other factors that could affect Crown Point's operations and financial results are included in reports, including, but not limited to, Crown Point's current Annual Information Form, on file with Canadian securities regulatory authorities, which may be accessed through the SEDAR website (www.sedar.com) or Crown Point's website (www.crownpointenergy.com).
- *Barrels of Oil Equivalent* - Barrels of oil equivalent ("boes") may be misleading, particularly if used in isolation. A boe conversion ratio of 6 thousand cubic feet ("Mcf"): 1 barrel ("bbl") is based on an energy equivalency conversion method primarily applicable at the burner tip and does not represent a value equivalency at the wellhead. In addition, given that the value ratio based on the current price of crude oil in Argentina as compared to the current price of natural gas in Argentina is significantly different from the energy equivalency of 6:1, utilizing a conversion on a 6:1 basis may be misleading as an indication of value.
- *Non-IFRS Measures* - Non-IFRS measures do not have any standardized meanings prescribed by International Financial Reporting Standards ("IFRS") and may not be comparable with the calculation of similar measures used by other entities. Non-IFRS measures should not be considered alternatives to, or more meaningful than, measures determined in accordance with IFRS as indicators of Crown Point's performance. This document contains the terms "EBITDA" (calculated as earnings before interest, tax, depreciation and amortization) and "operating netback" (calculated on a per unit basis as oil, natural gas and natural gas liquids revenues less export tax, royalties and operating costs), which should not be considered alternatives to, or more meaningful than, net income as determined in accordance with IFRS as an indicator of Crown Point's performance. Management believes these measures are a useful supplemental measure of the Company's profitability relative to commodity prices. Readers are cautioned, however, that these measures should not be construed as an alternative to other terms such as net income as determined in accordance with IFRS as measures of performance. See our management's discussion and analysis for the applicable period for the calculation of our operating netback.
- *Oil and Gas Measures* - This document also contains other industry benchmarks and terms, including "operating netback" which is a non-IFRS measure. Operating netback is calculated on a per unit basis as oil, natural gas and NGL revenues less export tax, royalties and operating costs. See "Results of Operations – Operating Netback" for the calculation of operating netback in Crown Point's Management's Discussion and Analysis of the consolidated financial results of Crown Point for the three months ended March 31, 2019. Management believes this measure is a useful supplemental measure of Crown Point's profitability relative to commodity prices. Readers are cautioned, however, that operating netback should not be construed as an alternative to other terms such as net income as determined in accordance with IFRS as measures of performance. Crown Point's method of calculating this measure may differ from other companies, and accordingly, may not be comparable to similar measures used by other companies.
- Estimates of the net present values of the future net revenues from our reserves, do not represent the fair market value of our reserves.

CROWN POINT

Advisories

Abbreviations - The following abbreviations that may be used in this document have the meanings set forth below:

3D	-	three dimensional
bbl	-	barrel
bbls	-	barrels
bcf	-	billion cubic feet
bls/d or bbls/d	-	barrels per day
BOE	-	barrels of oil equivalent
boepd	-	barrels of oil equivalent per day
bopd	-	barrels of oil per day
km	-	kilometres
km2 or km^2	-	square kilometres
m	-	metres
m^3	-	cubic metres
m^3/d	-	cubic metres per day
mcf	-	thousand cubic feet
mcf/d	-	thousand cubic feet per day
Mm^3/d	-	thousand cubic feet per day
MMbls, MMbbls, MMbl or MMbbl	-	million barrels
mmcfgd	-	million cubic feet of gas per day
NGL	-	natural gas liquids
Q1	-	three months ended March 31
Q2	-	three months ended June 30
Q3	-	three months ended September 30
Q4	-	three months ended December 31
TDF	-	Tierra del Fuego
WI	-	working interest

CROWN POINT